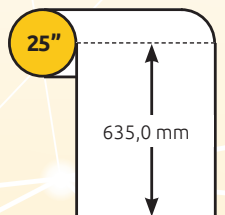
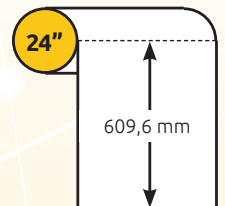
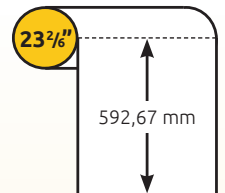
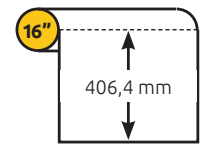


THE MOST IMPORTANT PRINT FORMATS IN INCHES AND MILLIMETRES

Format in inches	Format in millimetres	EDP lines 1/6 inch each
3"	76,20	18
4"	101,60	24
4 1/6"	105,83	25
6"	152,40	36
8"	203,20	48
8 5/6"	211,67	50
11 4/6"	296,33	70
12"	304,80	72
12 1/2"	317,50	75
16"	406,40	96
23 3/6"	592,67	140
24"	609,60	144
25"	635,00	150

Circumferences of printing cylinders



1" (1 inch) = 25,4 mm · in steps of 1/6" = 4,233 mm = 1 EDV line

Cylinder circumferences and max. printable areas:

- 16 Zoll** = 406,40 mm max. motif format 515 x 398 mm
- 23 3/6 Zoll** = 592,67 mm max. motif format 515 x 585 mm
- 24 Zoll** = 609,60 mm max. motif format 515 x 601 mm
- 25 Zoll** = 635,00 mm max. motif format 515 x 627 mm
(max. paper web width: 520 mm)

Example: 24 inches corresponds to 1 copy DIN A2, 2 copies DIN A3 or 4 copies DIN A4.

For the maximum motif formats, the technically necessary printfree space of 8 mm has already been deducted. For printed matter, a trimming edge of at least 2 mm must be created in the first cut. Note, that all further information (crop marks, register marks etc.) should be created outside this area.

For further data-related inquiries contact us:
info@koopmann.de